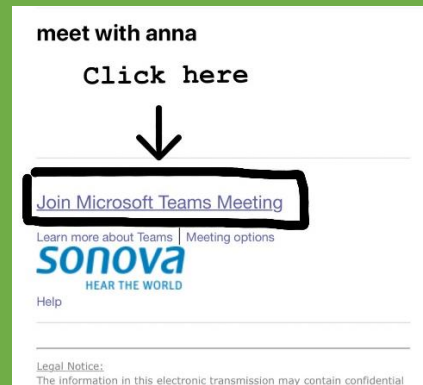
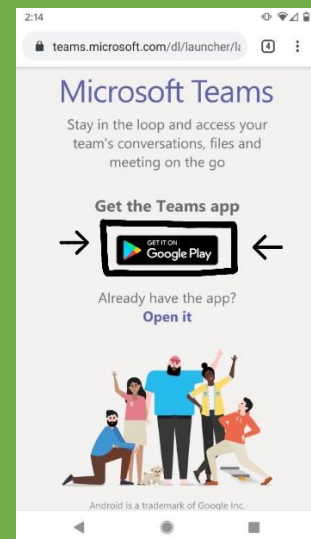
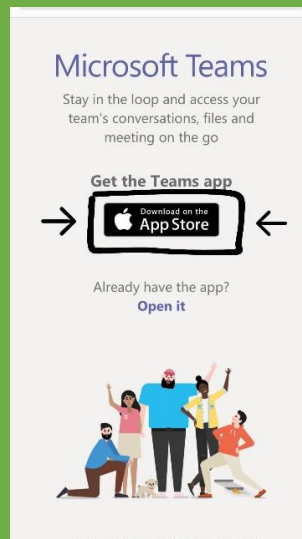


Instructions to Join a Microsoft Teams Meeting on a Smart Phone

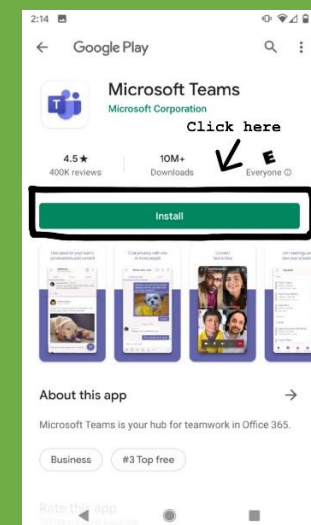
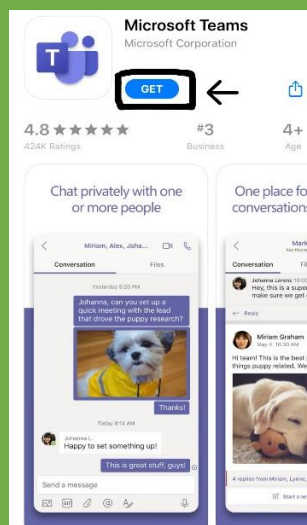
1. Open your email invite for teams. In the email click on the link that says "Join Microsoft Teams Meeting". This will lead you to a page with a link that will take you to the Microsoft Teams app in the app store.



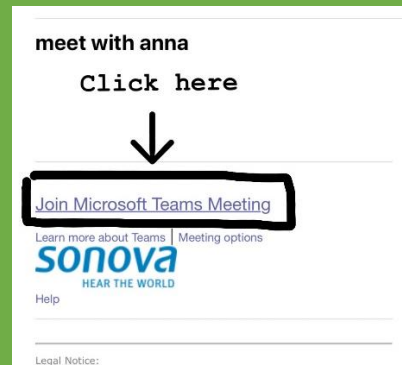
2. Click on the button that says "Download on the App Store" or "Get it on google play" and you will be taken to the Microsoft Teams app in the app store.




3. Once in the app store click on the button that says "GET" or "Install". This will download the app onto your phone.



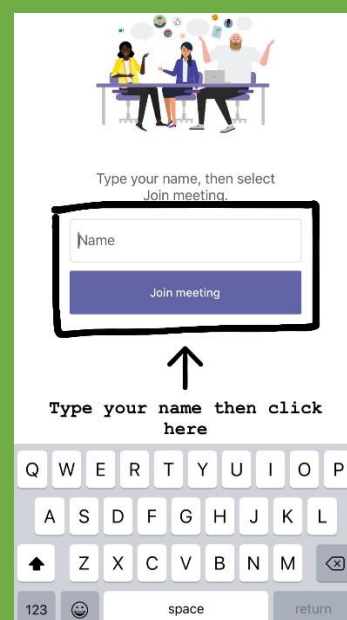
4. Once it is downloaded, you will then need to go back to the email invite and once again click on the link that says "Join Microsoft Teams Meeting" and this will take you into the app where you can join the meeting.




5. Once in the app you will be at a page that allows you to join the meeting. Click "join as a guest".



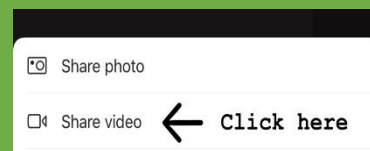
6. On this page, type in your name and press "Join meeting".



7. Once you are in the meeting, to turn on your camera you will need to click on the button with the three dots in a row.



8. You will then click on the button that says "share". Next, click on the button that says "share video".



9. Finally, you will click "start presenting".

